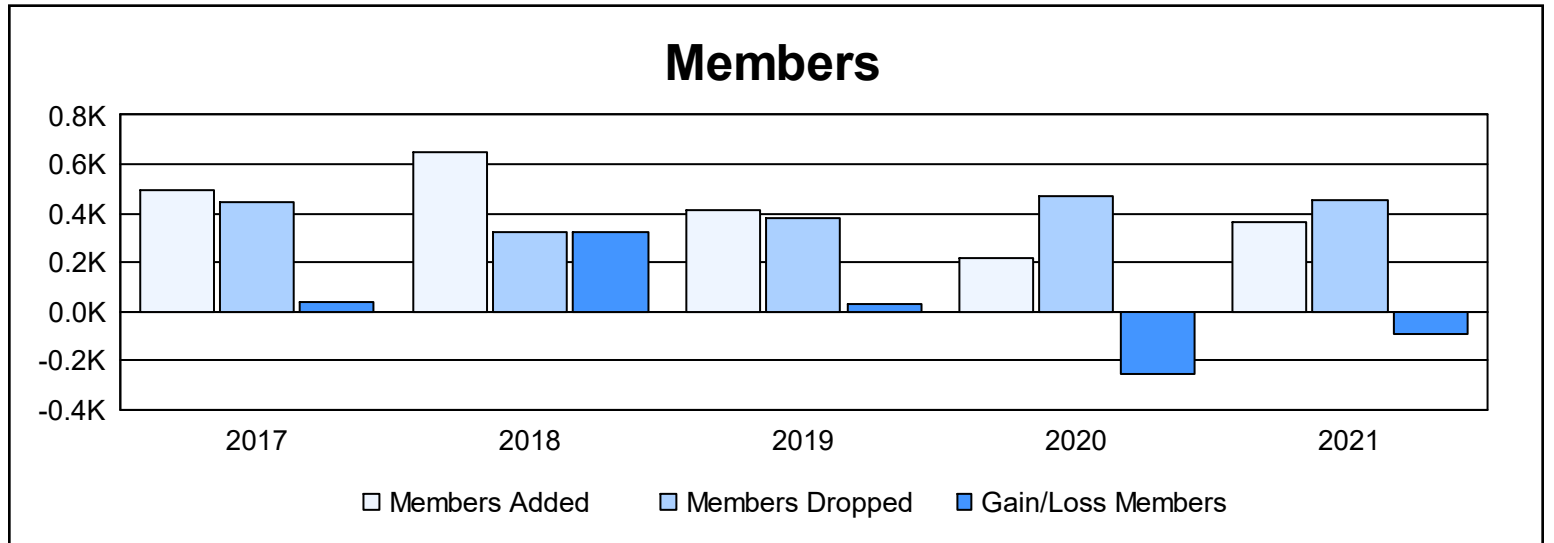
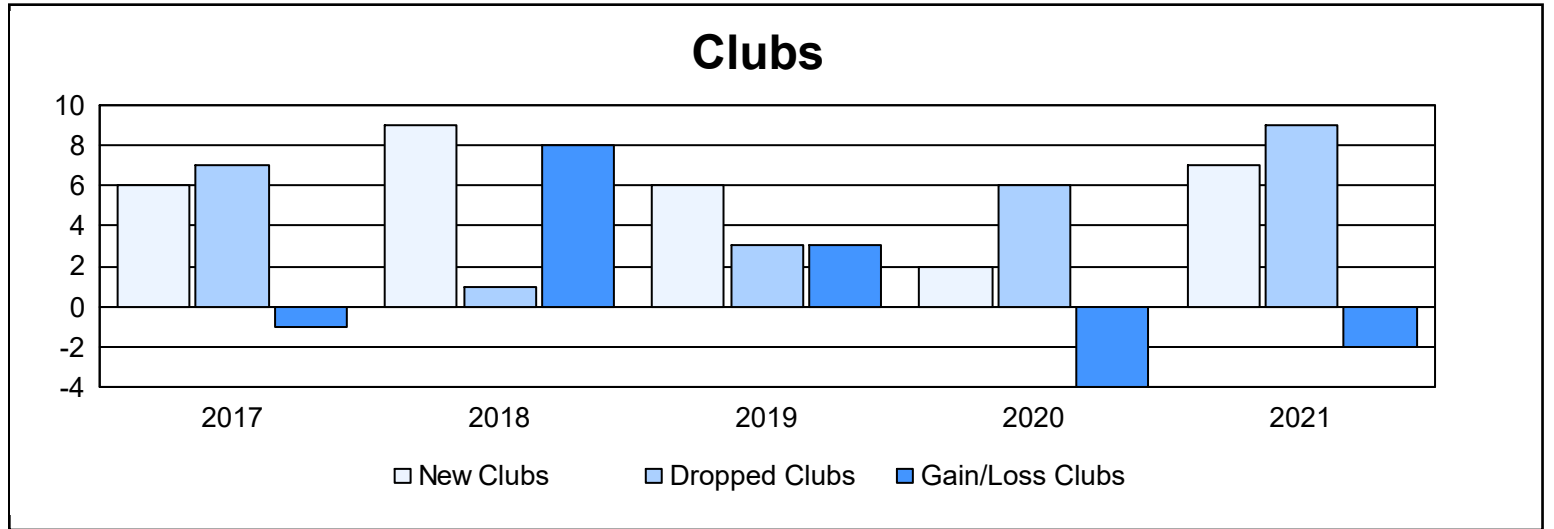
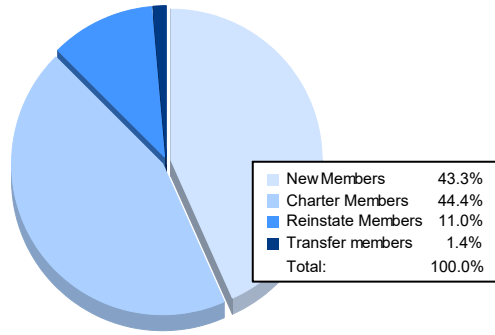


| Year | New Clubs | Dropped Clubs | Gain/ Loss Clubs | New Members | Charter Members | Reinstate Members | Transfer Members | Total Member Added | Total Members Dropped | Gain/ Loss Members |
|----------------|-----------|---------------|------------------|-------------|-----------------|-------------------|------------------|--------------------|-----------------------|--------------------|
| 2016-2017 | 6 | 7 | -1 | 299 | 182 | 7 | 3 | 491 | 449 | 42 |
| 2017-2018 | 9 | 1 | 8 | 426 | 214 | 6 | 6 | 652 | 326 | 326 |
| 2018-2019 | 6 | 3 | 3 | 244 | 146 | 17 | 4 | 411 | 377 | 34 |
| 2019-2020 | 2 | 6 | -4 | 149 | 57 | 6 | 2 | 214 | 466 | -252 |
| 2020-2021 | 7 | 9 | -2 | 157 | 161 | 40 | 5 | 363 | 456 | -93 |
| Average | 6 | 5 | 1 | 255 | 152 | 15 | 4 | 426 | 415 | 11 |



Membership Composition June 2021 Cumulative



Gender Composition June 2021 Cumulative

